



NOURISHING YOUNG MINDS

“These programs are essential in promoting our students’ overall well-being. Offering nutritious and healthy snacks has helped improve their focus and engagement both in the classroom and outside of it.”

- Teacher, Genesee Intermediate School District



SCHOOL PANTRY

- Designed to close the weekend meal gap, and allows for teenagers to select their own nutritious food items.
- Pantries have specific hours of operation, and access is only granted to students and their parents.
- Typically stocked with non-perishables as well as fruits and vegetables, snacks, drinks, and toiletries.
- 210,672 pounds served
- **Our school pantries serve kids & their families at 46 sites!**

WEEKEND BACKPACK

- Each weekend, backpacks containing 3 breakfasts, lunches, dinners, and snacks are sent home with elementary school children in need.
- The food is nutritious, kid-friendly, and shelf stable.
- \$130 fills a weekend backpack for the entire year for one child.
- **The Backpack Program helps kids at 135 schools**

FEEDING KIDS ALL YEAR LONG

The Food Bank of Eastern Michigan is committed to ending hunger in the 22 counties we serve. The goal of our children’s food programs is simple; close the meal gap and allow every child access to nutritious food through innovative program options all year long. In addition, many schools offer grocery items through take home programs.

DURING THE SCHOOL YEAR

Through pre-school and after-school meal programs, the Food Bank provides more than **601,893 meals** for children in need. This food provides much needed nutrition during the school year, sometimes serving as the only meal a student receives for the entire day. Without these programs, numerous children throughout eastern Michigan would be forced to endure hunger related hardships that can hinder their development.



For more information (including how you can help), visit: fbem.org/programs



This institution is an equal opportunity provider.



NOURISHING YOUNG MINDS

“The Food Bank’s Summer Feeding Program made FRYE Music Camp remarkably more successful in 2024. By feeding 30 kids lunch & snacks for four days, we were able to provide a greater experience for these children free of charge! Not to mention, they were a dream to work with every step of the way. I hope to continue our partnership again this summer.”

- Julie Hugunin, FRYE Music Camp

SUMMER ENRICHMENT

Many families depend on free school breakfast and lunch during the academic year. To ensure children have access to nutritious meals during the summer months, the Food Bank proudly operates several programs at no cost to families. **The Meet Up and Eat Up** and **Summer on the Run** programs help overcome transportation barriers by delivering meals directly to children at parks, apartment complexes, and churches.

In 2024, our production kitchen prepared and distributed **65,286 meals** across **72 sites**, along with **7,584 nutrition bags** to provide children with healthy food over the weekend. These meals—combined with physical activities and nutrition education—play a vital role in supporting children’s well-being until school resumes in the fall.

DELIVERING FRESH, NUTRITIOUS FOOD TO THOSE IN NEED

Through the hard work of **nearly 600 hunger relief partners**, our network distributed more than **39.6 million pounds of food** in 2024. Our neighbors in need were able to take full advantage of the **1,787 mobile pantries** sent out into the community, with half of all food distributed being FRESH! This included **15.6 million pounds of produce**, **4.3 million pounds of dairy**, and **4.7 million pounds of various meats and proteins**.

In our service area, more than **20,000 senior citizens** rely on our programs, through monthly home delivery or pick-up points supported by our agencies. With our monthly senior box program alone, we distributed over **27,382 boxes of food**.

6,207 holiday boxes were also distributed in November and December to brighten the season.

For more information (including how you can help), visit:

fbem.org/programs



This institution is an equal opportunity provider.

Source(s): Food Bank of Eastern Michigan | www.census.gov | <https://map.feedingamerica.org> • All data based on national 2020 census report (or most recent available)



NEED HELP? FIND FOOD HERE

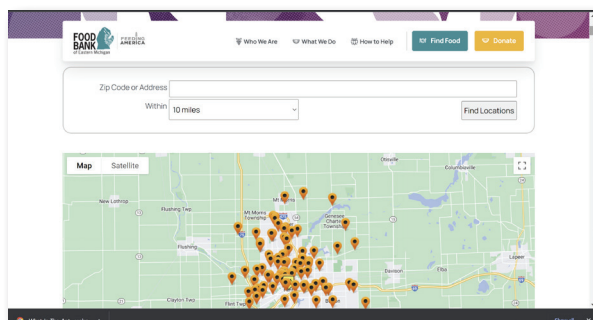
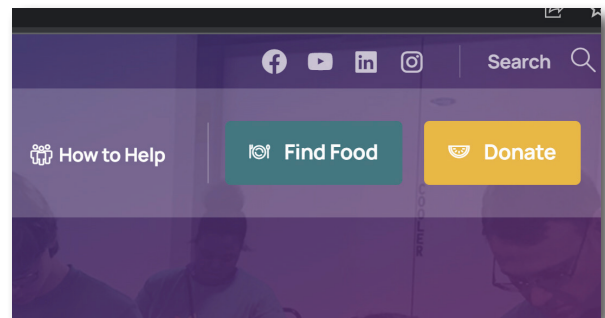
The Food Bank of Eastern Michigan supplies food, including fresh produce, proteins, and dairy products through a hunger relief network of nearly 600 hunger relief partners in 22 counties. To find a food distribution near you, please follow the instructions below.

VISIT FBEM.ORG

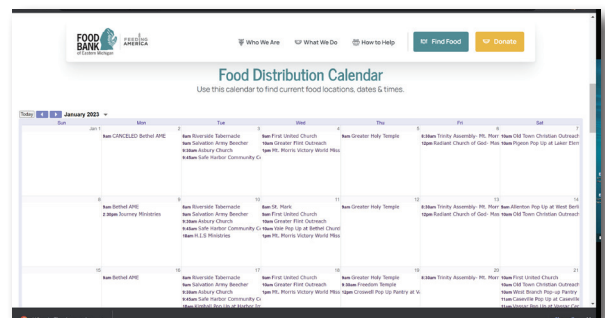
1. On the top left, click **“Find Food.”**



(Or scan here)



2. Scroll down and type in your zip code under **“Agency Locator.”** A list of agencies near you, their contact information, and addresses will appear. Call the agency of your choice to find out pantry hours.



3. The **“Find Food”** page also includes our **MOBILE PANTRY** calendar with information on upcoming drive-through events in eastern Michigan.

This institution is an equal opportunity provider.



ADDITIONAL RESOURCES



More than **222,070 people** in our service area experience hunger on a daily basis. If you need assistance there are resources that can help.

SNAP

The Food Bank's **SNAP outreach team** can help you apply for federal food assistance (Bridge Card). Visit **FBEM.org**, click on "Find Food", and click on the SNAP link.

Scan Here



For more information, visit:
www.fbem.org/programs/bridge-cardsnap-outreach

211

The **United Way's 211 "First Call for Help"** line can refer you to agencies, food pantries, and other services (utility assistance, clothing, job training, etc.) near you.

Scan Here



For more information, visit:
Mi211.org

DELIVERING FRESH, NUTRITIOUS FOOD TO THOSE IN NEED

Through the hard work of **nearly 600 hunger relief partners**, our network distributed more than **39.6 million pounds of food** in 2024. Our neighbors in need were able to take full advantage of the **1,787 mobile pantries** sent out into the community, with half of all food distributed being **FRESH!** This included **15.6 million pounds of produce**, **4.3 million pounds of dairy**, and **4.7 million pounds of various meats and proteins**.

In our service area, more than **20,000 senior citizens** rely on our programs, through monthly home delivery or pick-up points supported by our agencies. With our monthly senior box program alone, we distributed over **27,382 boxes of food**.

We also work hard to ensure our children remain fed and healthy during the summer months when school is not in session, providing **62,423 meals** for those in need.

6,207 holiday boxes were also distributed in November and December to brighten the season.



This institution is an equal opportunity provider.



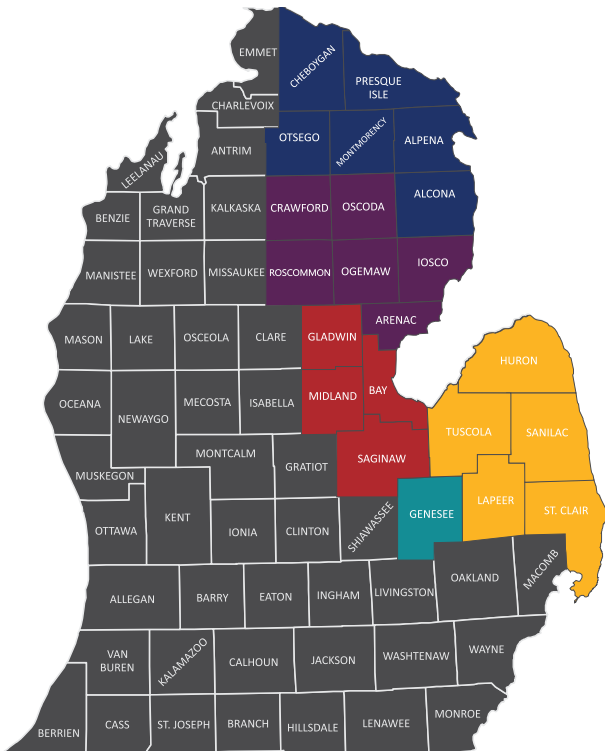
FIGHTING HUNGER TOGETHER



With nearly 600 community partners, the Food Bank serves a hunger relief network that distributed over 39 million pounds of food last year (an increase of 24.2% over the previous year). Together, this network works to assist more than 222,070 food insecure people across 22 eastern Michigan counties.

- 314 partner agencies (Food Pantries, Soup Kitchens, Meal Programs, etc.)
- 135 schools offering a backpack program
- 46 food pantries for students at schools and colleges
- 72 sites serving meals to kids throughout the summer

TOGETHER We Serve



County	Population	Total Food Insecurity Rate	Food Insecure Population	Food Insecure Children	Senior Population	Food Insecure Seniors
Alcona	10,489	18.1%	1,860	300	3,881	252
Alpena	28,904	17.6%	5,080	1,080	7,399	481
Arenac	15,145	17.3%	2,590	540	4,195	273
Bay	102,500	16.2%	16,860	3,900	22,960	1,492
Cheboygan	26,048	17.0%	4,360	840	7,684	499
Crawford	13,538	17.7%	2,330	470	3,723	242
Genesee	401,522	16.0%	64,960	21,400	77,895	5,063
Gladwin	25,853	16.8%	4,270	910	7,135	464
Huron	30,927	14.7%	4,630	950	8,598	559
Iosco	25,373	17.8%	4,510	870	7,992	519
Lapeer	88,977	13.4%	11,860	2,450	18,507	1,203
Midland	84,039	13.7%	11,400	2,340	17,480	1,136
Montmorency	9,678	20.2%	1,870	370	3,223	209
Ogemaw	20,990	18.8%	3,910	880	5,940	386
Oscoda	8,545	18.3%	1,510	350	2,521	164
Otsego	25,747	15.1%	3,810	890	5,845	380
Presque Isle	13,285	16.7%	2,180	400	4,623	300
Roscommon	23,863	19.6%	4,620	900	8,304	540
Saginaw	187,782	16.5%	31,260	10,080	39,059	2,539
Sanilac	40,368	16.6%	6,770	1,670	9,608	625
St. Clair	159,874	14.4%	23,070	5,410	33,414	2,172
Tuscola	52,826	15.7%	8,360	1,870	11,833	769
TOTALS	1,396,273	15.9%	222,070	58,870	311,819	20,268

This institution is an equal opportunity provider.

Source(s): Food Bank of Eastern Michigan | www.census.gov | https://map.feedingamerica.org • All data based on national 2020 census report (or most recent available)



WITH YOUR SUPPORT



DONATE

- **Your funds go further!** When you donate money directly to the Food Bank, **every \$1 provides 6 meals** for our neighbors in need.
- **We can buy more!** Long standing partnerships with grocers, farmers, and food manufacturers increase our buying power so we can procure more food.
- **Give the gift of food!** Make a one-time or monthly donation online at **FBEM.org**.



VOLUNTEER

- **We need your help!** In a two-hour shift, one volunteer can sort enough food to feed more than 700 people.
- **We can't do it alone!** Millions of pounds of food pass through the Food Bank each year. It must be inspected, sorted and packaged before it can be delivered.
- **Give the gift of time!** Volunteer shifts are available Monday-Saturday, for individuals or groups. **Sign up at FBEM.org or call (810) 396-0210** for more information.

FEEDING HUNGRY NEIGHBORS IN 2024

- In total, the Food Bank distributed more than 39 million pounds of food, over half of which was **FRESH**:

- **Produce – 15.6 million pounds**
- **Dairy – 4.3 million pounds**
- **Meats/Proteins – 4.7 million pounds**
- 1,787 mobile pantries delivered directly to neighborhoods in need
- 741,027 meals served to children during the school year
- 62,423 meals provided during the summer when school meal programs are not available
- 27,382 senior meal boxes delivered throughout the year to elder citizens in need
- 6,207 holiday meal boxes distributed in November and December to brighten the season



This institution is an equal opportunity provider.

Source(s): Food Bank of Eastern Michigan | www.census.gov | <https://map.feedingamerica.org> • All data based on national 2020 census report (or most recent available)